


# PAJUNK®



## *PNB Catheter Sets*


*Catheter-Through-Needle (CTN)  
CNB Systems*



MADE IN GERMANY 


# Catheter Sets for CNB Procedures

Ultrasound guided nerve block procedures have radically changed processes in continuous Regional Anaesthesia. This results in new requirements for optimal visibility of the needles and catheters, as well as their handling. PAJUNK® has set a standard for this with the introduction of our Cornerstone Technology for needles, and is also providing echogenic catheters.



## AVAILABLE OPTIONS

**3 different tip geometries**  
with or without Cornerstones:



▶ Tuohy Tip



▶ Facet Tip

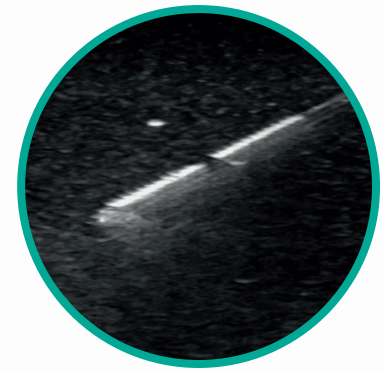
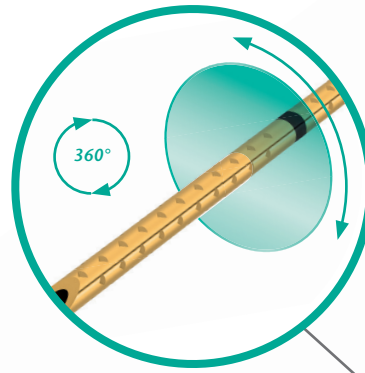


▶ SPROTTE® Special Tip

### Cornerstone Reflectors

360 degree graduations on the first 20 mm of the needle


- Optimised ultrasound visibility of needle shaft and needle tip<sup>1</sup>
- Reliable and optimised needle visualisation at any angle<sup>2,3</sup>



### NanoLine® Coating

Very thin polymer film on inner and outer needle surface

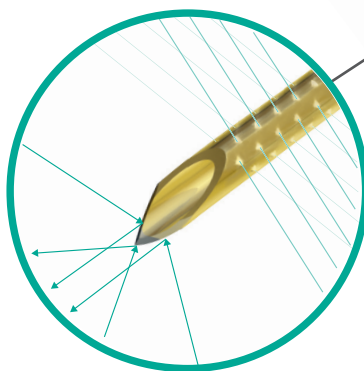
- Excellent puncture and gliding properties through smooth surface
- Improves visibility under ultrasound<sup>3</sup>
- Precise stimulation through the non-insulated needle tip



### Depth Markings

- Easy to read and identify

Facet tip



### Echogenic Needle Tip

Facet tip with two inclination angles

- Improves needle tip visibility under ultrasound



Also available in **NRFit**®

1. Fuzier R, et al. The echogenicity of nerve blockade needles, *Anesth.* 2015; 70: 462-466  
 2. Uppal V, et al. Effect of beam steering on the visibility of echogenic and non-echogenic needles: a laboratory study, *Can. J. Anesth.* 2014 Oct; 61 (10): 909-915  
 3. Hebard S., Hocking G. Echogenic technology can improve needle visibility during ultrasound-guided regional anesthesia, *Reg. Anesth. Pain Med.* 2011 March-April; 36(2): 185-189

# Echogenic and Non-echogenic Catheters for CTN Systems

PAJUNK® offers the widest nerve block catheter portfolio in the industry. Our portfolio includes amongst others the echogenic, stimulating and non-echogenic Catheter-Through-Needle systems, including a specialty curled catheter.



## AVAILABLE CATHETER OPTIONS

Catheter Options

Non-echogenic

Echogenic

Stimulating & Echogenic

Products

▲ PlexoLong NanoLine®

● SonoLong Echo  
◆ SonoLong Sono  
★ SonoLong Curl Echo

■ StimuLong Sono II



### Curled Tip ★

Specialty catheter with curled end, closed tip and six lateral openings  
→ Allows for even distribution of local anaesthetic around the nerve<sup>4,5</sup>



### Catheter with Stimulating, Open Tip ■



→ Precise conductivity and stimulation capability due to gold-plated catheter tip

### Catheter with Open Tip ▲●◆■




### Stainless Steel Helical Coil ◆★■

- Improved ultrasound visibility
- Improved catheter flexibility and stability resulting in reduced chance of kinking<sup>6</sup>
- Radiopaque



### Steel Stylet ▲●◆■

- Provides the catheter with improved stability
- Is placed in the introductory aid at its end, and is removed automatically with the container after catheter placement



### Outlet Markings ★

- 1) 10 mm marking – catheter is exiting the needle tip
- 2) The catheter tip is completely curled up

### Depth Markings ▲●◆★■

- Graduations on the first 30 cm
- Easy determination of catheter positioning
  - Easy to read and identify



Also available in **NRFit**<sup>®</sup>

4. Luyet C. et al. Eichenberger U. Placement of coiled catheters into the paravertebral space, *Anaesth.* 2012; 67: 250–255  
 5. Luyet C. et al. Newly Designed, Self-Coiling Catheters for Regional Anesthesia – An Imaging Study, *Reg. Anesth. Pain. Med.*, Volume 36 Number 2, 2011; 171 – 176  
 6. Toledano, R. D. et al. Epidural Catheter Design - History, Innovations, and Clinical Implications, *Anesthesiology*, V 121, No 1, 2014

## Non-stimulating, Non-echogenic Catheter Sets

### PlexoLong NanoLine® ▲

PlexoLong NanoLine  
with facet tip

Size Needle	Size Catheter central opening	Item no.	NRFit® Item no.	PU	FixoLong	Filter	Clamping Adapter
19G x 30 mm (1 1/5")	20G x 50 cm (20")	541156-31A		10	•	•	•
19G x 50 mm (2")	20G x 50 cm (20")	531156-31A	531166-31A	10	•	•	•
19G x 100 mm (4")	20G x 50 cm (20")	521156-31A	521166-31A	10	•	•	•
19G x 150 mm (6")	20G x 50 cm (20")	511156-31A	511166-31A	10	•	•	•

PlexoLong NanoLine  
with SPROTTE®  
Special tip

Size Needle	Size Catheter central opening	Item no.	NRFit Item no.	PU	FixoLong	Filter	Clamping Adapter
19G x 60 mm (2 1/4")	20G x 50 cm (20")	531156-31B	531166-31B	10	•	•	•
19G x 120 mm (4 3/4")	20G x 50 cm (20")	521156-31B	521166-31B	10	•	•	•
19G x 150 mm (6")	20G x 50 cm (20")	511156-31B	511166-31B	10	•	•	•

PlexoLong NanoLine  
with Tuohy tip

Size Needle	Size Catheter central opening	Item no.	NRFit Item no.	PU	FixoLong	Filter	Clamping Adapter
18G x 50 mm (2")	20G x 50 cm (20")	531156-31C	531166-31C	10	•	•	•
18G x 100 mm (4")	20G x 50 cm (20")	521156-31C	521166-31C	10	•	•	•
18G x 100 mm (4")	20G x 90 cm (35")	521156-34C		10	•	•	•
18G x 150 mm (6")	20G x 50 cm (20")	511156-31C	511166-31C	10	•	•	•

## Non-stimulating, Echogenic Catheter Sets

### SonoLong Echo ●

SonoLong Echo  
with facet tip

Size Needle	Size Catheter central opening	Item no.	NRFit Item no.	PU	FixoLong	Filter	Clamping Adapter
19G x 50 mm (2")	20G x 50 cm (20")	531185-31A	531165-31A	10	•	•	•
19G x 75 mm (3")	20G x 50 cm (20")	561185-31A	561165-31A	10	•	•	•
19G x 100 mm (4")	20G x 50 cm (20")	521185-31A	521165-31A	10	•	•	•
19G x 150 mm (6")	20G x 50 cm (20")	511185-31A	511165-31A	10	•	•	•

SonoLong Echo  
with Sprotte Special tip

Size Needle	Size Catheter central opening	Item no.	NRFit Item no.	PU	FixoLong	Filter	Clamping Adapter
19G x 60 mm (2 1/4")	20G x 50 cm (20")	531185-31B	531165-31B	10	•	•	•
19G x 120 mm (4 3/4")	20G x 50 cm (20")	521185-31B	521165-31B	10	•	•	•

SonoLong Echo  
with Tuohy tip

Size Needle	Size Catheter central opening	Item no.	NRFit Item no.	PU	FixoLong	Filter	Clamping Adapter
18G x 50 mm (2")	20G x 50 cm (20")	531185-31C		10	•	•	•
18G x 75 mm (3")	20G x 50 cm (20")	561185-31C		10	•	•	•
18G x 100 mm (4")	20G x 50 cm (20")	521185-31C		10	•	•	•
18G x 150 mm (6")	20G x 50 cm (20")	511185-31C		10	•	•	•

### SonoLong Sono ◆

SonoLong Sono  
with facet tip

Size Needle	Size Catheter central opening	Item no.	NRFit Item no.	PU	FixoLong	Filter	Clamping Adapter
19G x 50 mm (2")	20G x 50 cm (20")	531187-31A	531197-31A	10	•	•	•
19G x 75 mm (3")	20G x 50 cm (20")	561187-31A	561197-31A	10	•	•	•
19G x 100 mm (4")	20G x 50 cm (20")	521187-31A	521197-31A	10	•	•	•
19G x 150 mm (6")	20G x 50 cm (20")	511187-31A	511197-31A	10	•	•	•

SonoLong Sono  
with Sprotte Special tip

Size Needle	Size Catheter central opening	Item no.	NRFit Item no.	PU	FixoLong	Filter	Clamping Adapter
19G x 60 mm (2 1/4")	20G x 50 cm (20")	531187-31B		10	•	•	•
19G x 120 mm (4 3/4")	20G x 50 cm (20")	521187-31B		10	•	•	•

SonoLong Sono  
with Tuohy tip

Size Needle	Size Catheter central opening	Item no.	NRFit Item no.	PU	FixoLong	Filter	Clamping Adapter
18G x 50 mm (2")	20G x 50 cm (20")	531187-31C	531197-31C	10	•	•	•
18G x 75 mm (3")	20G x 50 cm (20")	561187-31C		10	•	•	•
18G x 100 mm (4")	20G x 50 cm (20")	521187-31C		10	•	•	•
18G x 150 mm (6")	20G x 50 cm (20")	511187-31C		10	•	•	•

### SonoLong Curl Echo ★

SonoLong Curl Echo  
with Tuohy tip

Size Needle	Size Catheter closed tip and 6 lateral openings	Item no.	NRFit Item no.	PU	FixoLong	Filter	Clamping Adapter
18G x 50 mm (2")	20G x 50 cm (20")	531188-31C		10	•	•	•
18G x 50 mm (2")	20G x 90 cm (35")	531188-34C		10	•	•	•
18G x 100 mm (4")	20G x 90 cm (35")	521188-34C		10	•	•	•

## Stimulating, Echogenic Catheter Sets

### StimuLong Sono II\* ■

StimuLong Sono II  
with facet tip

Size Needle	Size Catheter central opening	Item no.	PU	FixoLong	Filter	StimuLong Clamping Adapter
19G x 50 mm (2")	20G x 50 cm (20")	531187-32A	10	•	•	•
19G x 100 mm (4")	20G x 50 cm (20")	521187-32A	10	•	•	•

StimuLong Sono II  
with Tuohy tip

Size Needle	Size Catheter central opening	Item no.	PU	FixoLong	Filter	StimuLong Clamping Adapter
18G x 50 mm (2")	20G x 50 cm (20")	531187-32C	10	•	•	•
18G x 100 mm (4")	20G x 50 cm (20")	521187-32C	10	•	•	•

\*with connecting cable

NRFit is a registered trademark of GEDSA used with their permission.

PAJUNK® GmbH Medizintechnologie  
Global Headquarters  
Karl-Hall-Straße 1  
78187 Geisingen, Germany  
Tel.: +49 7704 9291-0  
Fax: +49 7704 9291-600  
info@pajunk.com  
pajunk.com

PAJUNK® Medical Produkte GmbH  
Central Europe  
Karl-Hall-Straße 1  
78187 Geisingen, Germany  
Tel.: +49 7704 8008-0  
Fax: +49 7704 8008-150  
info@pajunk-medipro.com  
pajunk.de

PAJUNK® Medical System L.P.  
United States of America  
4575 Marconi Drive  
Alpharetta, GA 30005, USA  
Tel.: +1 888 972 5865  
Fax: +1 678 514 3388  
info@pajunk-usa.com  
pajunkusa.com

PAJUNK® UK Medical Products Ltd  
United Kingdom  
Unit C1 The Waterfront  
Goldcrest Way, Newburn Riverside  
Newcastle upon Tyne, NE15 8 NY, UK  
Tel.: +44 191 264 7333  
info@pajunk.co.uk  
pajunk.co.uk