

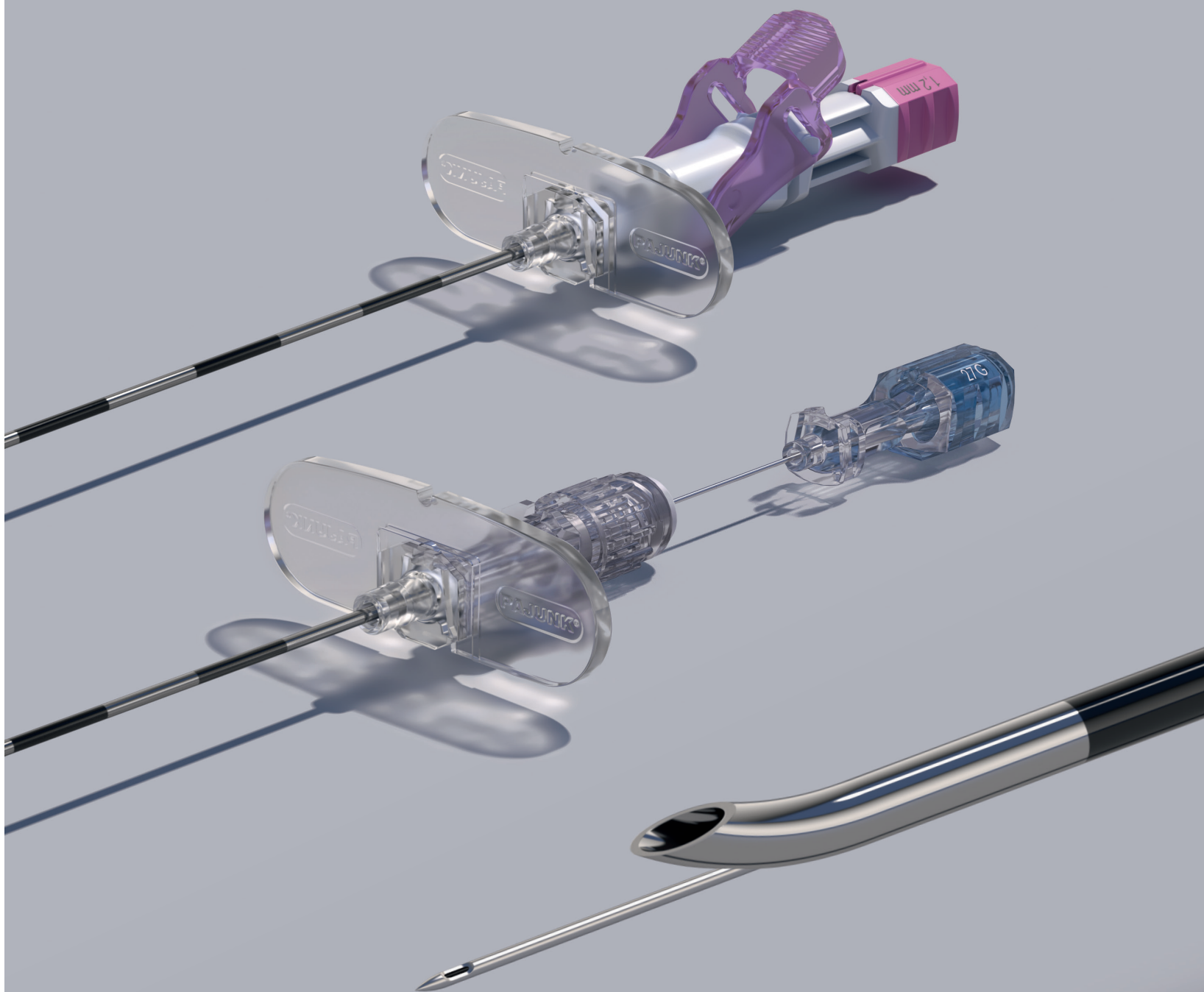
PAJUNK®



REGIONAL ANAESTHESIA
& PAIN MANAGEMENT

EpiSpin

*Needles and Catheter Sets for
Combined Spinal-Epidural Anaesthesia*



MADE IN GERMANY 

Two key features combined into one innovative product

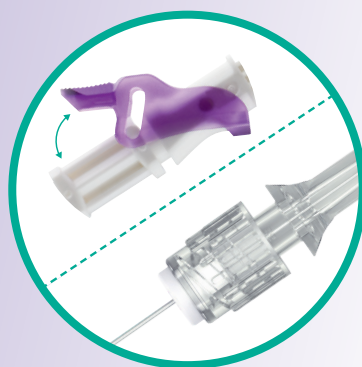
With EpiSpin, PAJUNK® combines two techniques into one product; atraumatic spinal anaesthesia using the SPROTTE® needle, and continuous epidural catheter placement using the Tuohy needle. The EpiSpin offers smooth spinal puncture while minimising needle tip damage through the back-eye opening on the distal end of the Tuohy needle. With the integrated locking mechanism or the fixation device, the Sprotte needle is stabilised for injection of anaesthetic, reducing the risk of needle displacement.

i AVAILABLE OPTIONS

Unique Locking System

Easily fixate the Sprotte needle in desired position.

- Allows for single-handed locking of the Sprotte needle
- Allows for 360° rotation of the Sprotte needle for optimal needle eye positioning
- Stepless fixation mechanism



Fixation Device


Easily fixate the Sprotte needle in desired position.

- Allows for 360° rotation of the Sprotte needle for optimal needle eye positioning

Magnifying Hub

Clear, magnifying needle hub allows for easy visualisation of blood or CSF.

- Easier detection of CSF flashback




Innovative locking system

Tuohy needle with detachable wings

Outlet Marking

Marking on the Sprotte needle shaft indicates the exit of the needle tip through the back-eye opening.




- Simplifies positioning of the Sprotte needle



Back-Eye Opening

Additional distal opening in the Tuohy tip geometry for optimal positioning of the Sprotte needle.

- No bending of spinal needle over Tuohy tip to minimise the chance of needle tip damage
- Designed only for Sprotte needle to pass, not the Epidural catheter
- Spinal puncture needle extends maximum 14mm



Precision-Ground Metal Stylet

Standard metal stylet with flush grinding for greater stability of the needle.

- Flush ends of metal stylet and needle reduce the risk of tissue displacing

Atraumatic Tip Design

The ogive shaped tip significantly reduces the risk of PDPH and the rounded edges of the lateral eye minimise trauma to the dura mater.^{1,2,3}

- Minimises chance of PDPH
- Consistent tactile feedback



Also available in **NRFit**[®]

1. Pittoni G., Toffeiletto F., Calcarella G., Zanette G., Giron G. P. Spinal Anesthesia in Outpatient Knee Surgery: 22-Gauge Versus 25-Gauge Sprotte Needle, *Anesth. Analg.* 1995; 81:73-79
 2. Vallejo M. C., Mandell G. L., Sabo D. P., Ramanathan S. Postdural Puncture Headache: A Randomized Comparison of Five Spinal Needles in Obstetric Patients 2000; *Anesth. Analg.* 2000; 91: 916-92
 3. Cesarini M., Torrielli R., Lahaye F., Mene J. M., Cabiro C. Sprotte needle for intrathecal anaesthesia for Caesarean section: incidence of postdural puncture headache, *Anaesth.* 1990 Aug.; 45(8): 656-658

EpiSpin Lock Sets

EpiLong catheter

Closed tip and three lateral openings; with locking mechanism

Tuohy	EpiLong catheter	SPROTTE®	Item no.	PU	FixoLong	Filter 0.2 µm	Clamping Adapter	LOR 10 ml
18G x 90mm (3 1/2")	20G x 90cm (35")	27G	0021351-30	10	●	●	●	
18G x 90mm (3 1/2")	20G x 90cm (35")	25G	0021351-18	10	●	●	●	
18G x 135mm (5 3/8")	20G x 90cm (35")	25G	0121351-18	10	●	●	●	
16G x 90mm (3 1/2")	19G x 90cm (35")	25G	0021351-17	10	●	●	●	●

EpiSpin Lock Soft Sets

EpiLong Soft catheter

Integrated stainless steel helical coil, closed tip and six lateral openings; with locking mechanism

Tuohy	EpiLong catheter	Sprotte	Item no.	PU	Filter 0.2 µm	Clamping Adapter	LOR 10 ml
18G x 90mm (3 1/2")	20G x 90cm (35")	25G	0021352-18	10	●	●	●

EpiSpin SAFETY Sets

EpiLong catheter

Closed tip and three lateral openings; with fixation device

Tuohy	EpiLong catheter	Sprotte	Item no.	PU	Filter 0.2 µm	Clamping Adapter	LOR 10 ml
18G x 90mm (3 1/2")	20G x 90cm (35")	27G	0021451-30	10	●	●	●

EpiSpin SAFETY NRFit® Set

EpiLong catheter

Closed tip and three lateral openings; with fixation device

Tuohy	EpiLong catheter	Sprotte	Item no. NRFit*	PU	FixoLong	Filter	Clamping Adapter	LOR 10 ml
18G x 90mm (3 1/2")	20G x 90cm (35")	27G	1022461-30	10	●	●	●	●

*Set includes a Filter Needle NRFit 18G x 50mm

EpiSpin Lock Needles

Locking mechanism, Back-Eye Tuohy

Tuohy	Sprotte	Item no.	PU
17G x 90mm (3 1/2")	25G	0011351-20	10

PAJUNK® GmbH Medizintechnologie
Global Headquarters
Karl-Hall-Straße 1
78187 Geisingen, Germany
Tel.: +49 7704 9291-0
Fax: +49 7704 9291-600
info@pajunk.com
pajunk.com

PAJUNK® Medical Produkte GmbH
Central Europe
Karl-Hall-Straße 1
78187 Geisingen, Germany
Tel.: +49 7704 8008-0
Fax: +49 7704 8008-150
info@pajunk-medipro.com
pajunk.de & pajunk.eu

PAJUNK® Swiss AG
Switzerland
Neuhofstrasse 5A
6340 Baar, Switzerland
Tel.: +41 417 609 627
info@pajunk.ch
pajunk.ch

PAJUNK® Medical System L.P.
United States of America
4575 Marconi Drive
Alpharetta, GA 30005, USA
Tel.: +1 888 972 5865
Fax: +1 678 514 3388
info@pajunk-usa.com
pajunkusa.com

PAJUNK® UK Medical Products Ltd
United Kingdom
Unit D1 The Waterfront
Goldcrest Way, Newburn Riverside
Newcastle upon Tyne, NE15 8NY, UK
Tel.: +44 191 264 7333
info@pajunk.co.uk
pajunk.co.uk